

Memory Module Specifications

HX426S15IBK2/16

16GB (8GB 1G x 64-Bit x 2 pcs.)
 DDR4-2666 CL15 260-Pin SODIMM Kit



SPECIFICATIONS

CL(IDD)	15 cycles
Row Cycle Time (tRCmin)	45ns (min.)
Refresh to Active/Refresh Command Time (tRFCmin)	260ns (min.)
Row Active Time (tRASmin)	26.25ns (min.)
Maximum Operating Power	TBD W*
UL Rating	94 V - 0
Operating Temperature	0°C to 85°C
Storage Temperature	-55°C to +100°C

*Power will vary depending on the SDRAM used.

DESCRIPTION

HyperX HX426S15IBK2/16 is a kit of two 1G x 64-bit (8GB) DDR4-2666 CL15 SDRAM (Synchronous DRAM) 2Rx8, memory modules, based on sixteen 512M x 8-bit DDR4 FBGA components. Total kit capacity is 16GB. Each module supports Intel® Extreme Memory Profiles (Intel® XMP) 2.0. This module has been tested to run at DDR4-2666 at a low latency timing of 15-15-15 at 1.2V. Additional timing parameters are shown in the PnP Timing Parameters section below. The JEDEC standard electrical and mechanical specifications are as follows:

Note: The PnP feature offers a range of speed and timing options to support the widest variety of processors and chipsets. Your maximum speed will be determined by your BIOS.

FEATURES

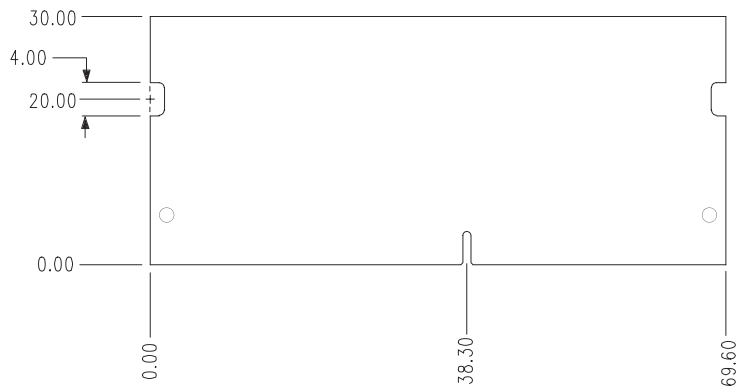


- Power Supply: VDD = 1.2V Typical
- VDDQ = 1.2V Typical
- VPP - 2.5V Typical
- VDDSPD = 2.25V to 3.6V
- On-Die termination (ODT)
- 16 internal banks; 4 groups of 4 banks each
- Bi-Directional Differential Data Strobe
- 8 bit pre-fetch
- Burst Length (BL) switch on-the-fly BL8 or BC4(Burst Chop)
- Height 1.18" (30.00mm)

PnP JEDEC TIMING PARAMETERS:

- JEDEC/PnP: DDR4-2666 CL15-15-15 @1.2V
 DDR4-2400 CL14-14-14 @1.2V
 DDR4-2133 CL13-13-13 @1.2V
- XMP Profile #1: DDR4-2666 CL15-15-15 @1.2V

Continued >>

MODULE DIMENSIONS



FOR MORE INFORMATION, GO TO HYPERXGAMING.COM

All Kingston products are tested to meet our published specifications. Some motherboards or system configurations may not operate at the published HyperX memory speeds and timing settings. Kingston does not recommend that any user attempt to run their computers faster than the published speed. Overclocking or modifying your system timing may result in damage to computer components.