


Memory Module Specifications

KHX6400D2B1K2/4G

4GB (2GB 256M x 64-Bit x 2 pcs.)

PC2-6400 CL5 240-Pin DIMM Kit



DESCRIPTION

Kingston's KHX6400D2B1K2/4G is a kit of two 256M x 64-bit 2GB (2048MB) DDR2-800 CL5 SDRAM (Synchronous DRAM) memory modules, based on sixteen 128M x 8-bit DDR2 FBGA components. Total kit capacity is 4GB (4096MB). The SPDs are programmed to JEDEC standard latency 800MHz timing of 5-5-5-15 at 1.8V. Each 240-pin DIMM uses gold contact fingers and requires +1.8V. The electrical and mechanical specifications are as follows:

SPECIFICATIONS

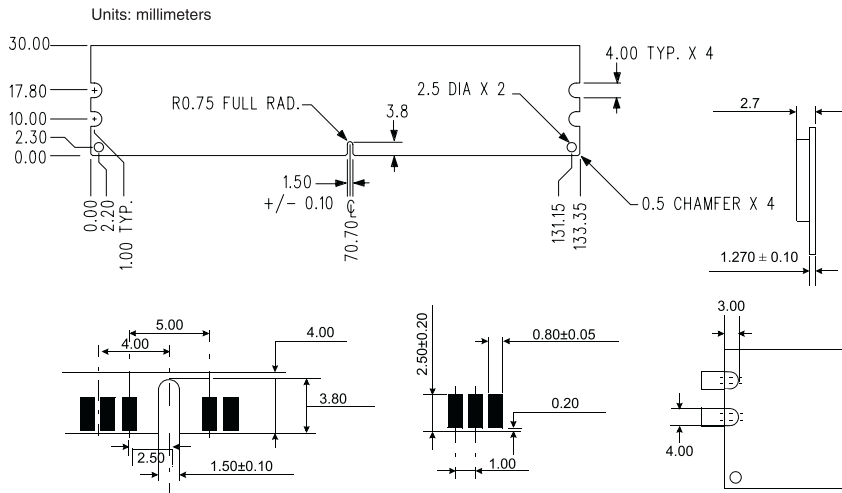
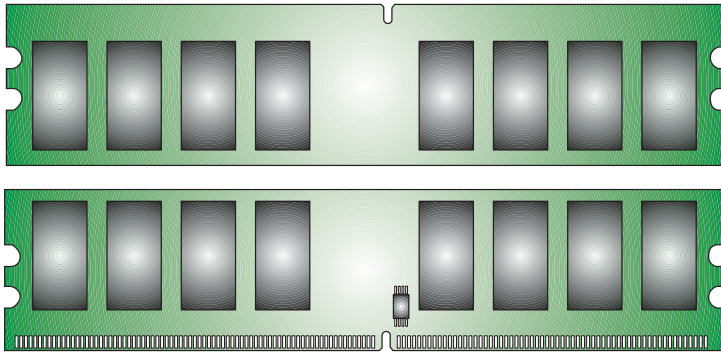
Clock Cycle Time (tCK) CL=5	2.5ns (min.) / 8ns (max.)
Row Cycle Time (tRC)	57.5ns (min.)
Refresh to Active/Refresh Command Time (tRFC)	127.5ns
Row Active Time (tRAS)	45ns (min.) / 70,000ns (max.)
Single Power Supply of	+1.8V (+/- .1V)
Power	1.225 W (operating per module)
UL Rating	94 V - 0
Operating Temperature	0° C to 55° C
Storage Temperature	-55° C to +125° C

FEATURES


- Power supply : Vdd: 1.8V ± 0.1V, Vddq: 1.8V ± 0.1V
- Double-data-rate architecture; two data transfers per clock cycle
- Bidirectional data strobe(DQS)
- Differential clock inputs(CK and CK)
- DLL aligns DQ and DQS transition with CK transition
- Programmable Read latency 5 (clock)
- Burst Length: 4, 8 (Interleave/nibble sequential)
- Programmable Burst type (sequential & interleave)
- Timing Reference: 800MHz 5-5-5-15 at +1.8V
- Edge aligned data output, center aligned data input
- Auto & Self refresh, 7.8us refresh interval (8K/64ms refresh)
- Serial presence detect with EEPROM
- High Performance Heat Spreader
- PCB : Height 1.180" (30.00mm), double sided component

Continued >>

MODULE DIMENSIONS:



MODULE WITH HEAT SPREADER:



FOR MORE INFORMATION, GO TO WWW.KINGSTON.COM

All Kingston products are tested to meet our published specifications. Some motherboards or system configurations may not operate at the published HyperX memory speeds and timing settings. Kingston does not recommend that any user attempt to run their computers faster than the published speed. Overclocking or modifying your system timing may result in damage to computer components.